

MMCC: Eventbrite bookings for Sunday Worship

The following is a guide to booking for Sunday Worship using Eventbrite. It is a straightforward process but you might find these steps a useful reference when making your booking. Please pay particular attention to the parts in bold.

- 1 To access the online booking for Sunday Worship, click [the link](#) from your mobile, phone, tablet or PC/laptop, and you will see a screen similar to the one of the ones opposite.

From a PC/laptop, you are likely to see a screen similar to the first one:

Click the "Select A Date" button and then choose the appropriate date from a list of Sundays which will appear. Then click the "Tickets" button.

From a mobile, you are likely to see a screen similar to the second one:

Select the correct date (either the date shown under "Date and Time" or select a different date using the drop-down menu).

Then click the "Register" button.

If you would like to book for more than one Sunday, you need to make separate bookings.



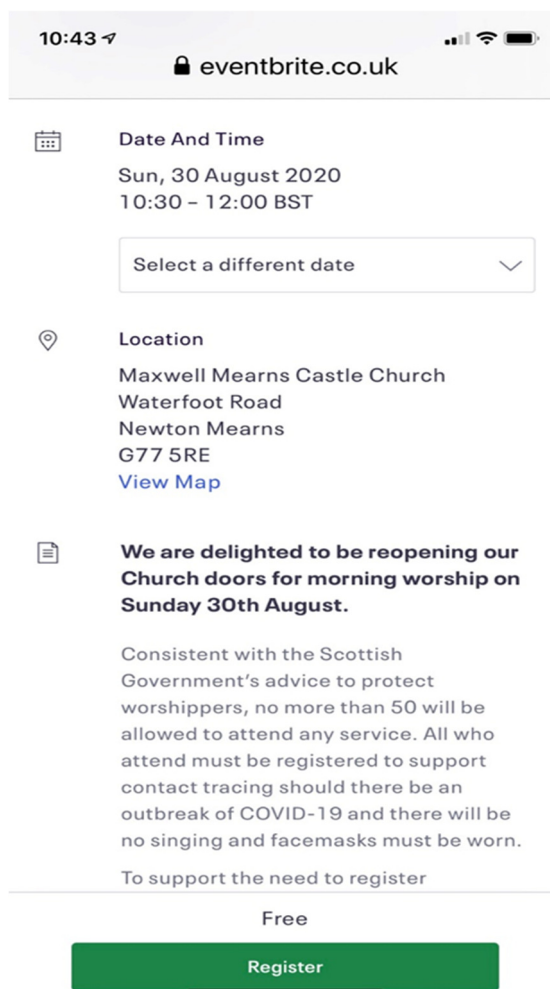
MULTIPLE DATES

**Maxwell Mearns Castle Church
Sunday Morning Worship**

Free

Select A Date

OR



10:43

eventbrite.co.uk

Date And Time
Sun, 30 August 2020
10:30 - 12:00 BST

Select a different date

Location
Maxwell Mearns Castle Church
Waterfoot Road
Newton Mearns
G77 5RE
[View Map](#)

We are delighted to be reopening our Church doors for morning worship on Sunday 30th August.

Consistent with the Scottish Government's advice to protect worshippers, no more than 50 will be allowed to attend any service. All who attend must be registered to support contact tracing should there be an outbreak of COVID-19 and there will be no singing and facemasks must be worn.

To support the need to register

Free

Register

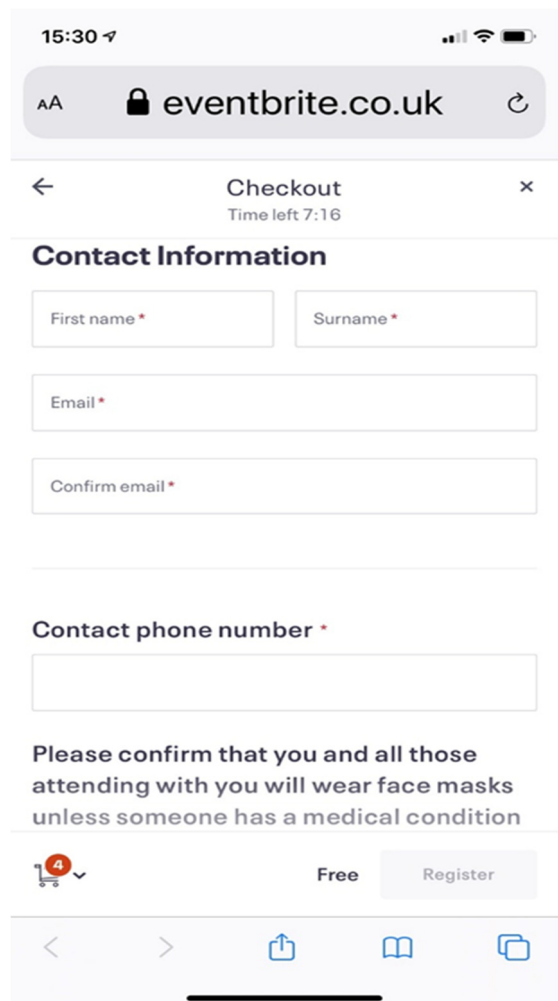
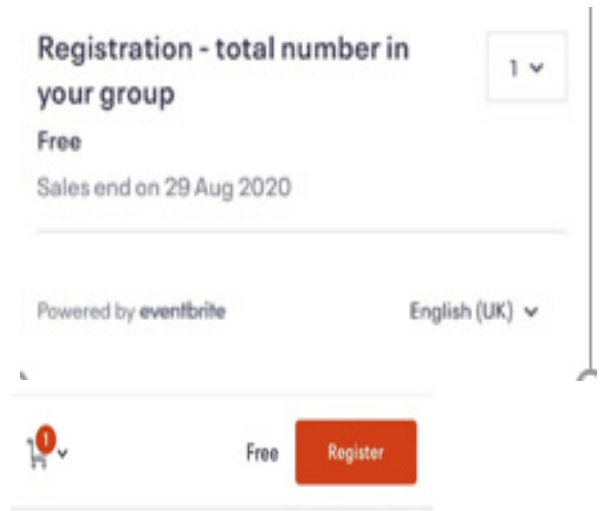
- 2 Enter the total number of people attending in your group (including yourself) using the drop-down menu.

This total number is important as this will enable the team to set out the correct number of chairs for your group so that you can be seated together. For those on duty and not requiring to sit with their group e.g. if you are leading or involved in worship or on AV, please make a separate booking for yourself. If you are on duty (e.g. door or cleaning) but would like to sit with your group, you can include yourself in the total for your group so that you can be seated together.

Click the orange "Register" button.

- 3 Complete the following details:
- First name
 - Surname
 - Email address
 - Contact phone number
 - Confirmation regarding face masks
 - Indication of whether you are attending worship or on duty during the service (see step 2 above)
 - Consent to the privacy statement
 - Consent to potential inclusion in the livestream footage

Click the orange "Register" button at the bottom of the page once you have entered all the required information.



4 You will then see a confirmation screen.

This confirms the number of “tickets” booked and the date.

Eventbrite will also send an automatic email which confirms your order of tickets, showing the number of tickets and the date and time.

Please check that you have booked the correct number of tickets for your group for that date.

Although the confirmations state that “You’re going to”, **please note that this is not confirmation that you can attend. To enable us to monitor the numbers attending and adhere to the maximum number set by the Scottish Government, a separate email to confirm attendance will be sent via Eventbrite on the Saturday immediately prior to the date of the Sunday worship that you have selected.**

Please do not attend if you do not receive this second confirmation email from Eventbrite. This will only happen if the number of tickets booked exceeds the Scottish Government limit of 50 (which includes worshipers and the people on duty). We will aim to be as fair as possible in allocating spaces for future weeks.

5 You can amend the details for your booking or cancel the booking altogether, should your plans change unexpectedly) using “View and manage” button on the email.

One thing that you cannot change is the quantity of tickets (i.e. the number of people in your group). The easiest way to do this is to cancel your original booking and make a new one.

To do this, you will need to have an account with Eventbrite but this can be set up easily by following the link.

6 If you have any other queries about the use of Eventbrite for booking Sunday worship, you can use the “Contact the organiser” button on the email or Eventbrite and email your question. Alternatively, contact the Church office and we will endeavour to help.



Questions about this event?

[Contact the organiser](#)